



Digital Oscilloscope
Waveform Generator
RF Signal Generator
Spectrum Analyzer
Vector Network Analyzer
DC Power Supply
DC Electronic Load
Digital Multimeter
Probes & Accessories

Product Selection Guide

Every Bench.
Every Engineer.
Every Day.



SIGLENT TECHNOLOGIES CO., LTD

Super Phosphor Oscilloscope

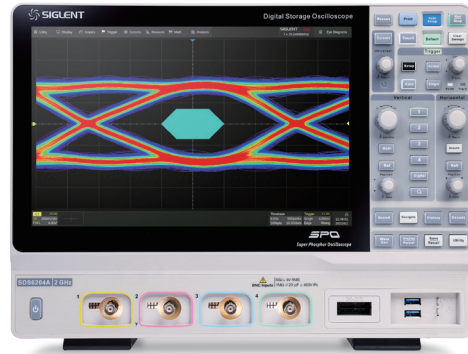


SDS7000A Series

SDS7404A H12 (4 GHz)
SDS7304A H12 (3 GHz)

Features and Benefits:

- 4 analog channels, up to 4 GHz bandwidth with up to 20 GSa/s sample rate
- 12-bit ADC
- Low background noise: 220 μ Vrms @ 4 GHz bandwidth
- SPO technology
 - Waveform capture rates up to 1,000,000 wfm/s
 - Supports 256-level intensity grading and color temperature display modes
 - 500 Mpts/ch standard, 1 Gpts/ch optional
 - Digital trigger system
- Intelligent trigger: Edge, Slope, Pulse, Window, Runt, Interval, Dropout, Pattern, Qualified, Nth edge, Setup/hold, Delay and Video (HDTV supported). Zone Trigger simplifies advanced triggering
- Serial bus triggering and decoder, supports protocols I2C, SPI, UART, CAN, LIN, CAN FD, FlexRay, I2S, MIL-STD-1553B, SENT, Manchester, ARINC429 and USB 2.0
- Segmented acquisition (Sequence) mode, dividing the maximum record length into multiple segments (up to 124,000), according to trigger conditions set by the user, with a very small dead time between segments to capture the qualifying event
- History waveform record (History) function, the maximum recorded waveform length is 124,000 frames
- Automatic measurements on 50+ parameters, supports statistics with histogram, track, trend, Gating measurement, and measurements on Math, History and Memory traces
- 4 Math traces (32 Mpts FFT, Filter, addition, subtraction, multiplication, division, integration, differential, square root, etc.), supports formula editor
- Abundant data analysis functions such as Search, Navigate, SignalScan, Digital Voltmeter, Counter, Waveform Histogram, Bode plot, Power Analysis, Eye/Jitter Analysis and Compliance Test
- High Speed hardware-based Average, Hi-Res; High Speed hardware-based Mask Test function, with Mask Editor tool for creating user-defined masks
- 16 digital channels (optional)
- Built-in 50 MHz waveform generator
- Large 15.6" HD TFT-LCD display with 1920 * 1080 resolution; Capacitive touch screen supports multi-touch gestures
- Interfaces include: 4x USB Host 3.1 Gen 1, 2x USB 3.0 Host, USB 2.0 Device, 2x 1000M LAN, DVI-D, DP 1.2, HDMI 1.4, Audio, External Trigger In, Aux Out (Pass/Fail, Trigger Out), 10 MHz In, 10 MHz Out
- Built-in web server supports remote control over the LAN port using a web browser. Supports SCPI remote control commands. Supports external mouse and keyboard




SDS6000A Series

SDS6204A (2 GHz)
SDS6104A (1 GHz)
SDS6054A (500 MHz)

Features and Benefits:

- 4 analog channels, up to 2 GHz bandwidth with 5 GSa/s (10 GSa/s ESR) sample rate at each channel
- Low background noise, supports 0.5 mV/div to 10 V/div vertical scales
- SPO technology
 - Waveform capture rates up to 170,000 wfm/s (normal mode), and 750,000 wfm/s (sequence mode)
 - Supports 256-level intensity grading and color temperature display modes
 - 500 Mpts Record length in total for all 4 channels
 - Digital trigger system
- Intelligent trigger: Edge, Slope, Pulse, Window, Runt, Interval, Dropout, Pattern, Qualified, Nth edge, Setup/hold, Delay and Video (HDTV supported). Zone Trigger simplifies advanced triggering
- Serial bus triggering and decoder, supports protocols I2C, SPI, UART, CAN, LIN, CAN FD, FlexRay, I2S, MIL-STD-1553B, SENT and Manchester
- Segmented acquisition (Sequence) mode, dividing the maximum record length into multiple segments (up to 80,000), according to trigger conditions set by the user, with a very small dead time between segments to capture the qualifying event
- History waveform record (History) function, the maximum recorded waveform length is 80,000 frames
- Automatic measurements on 50+ parameters, supports statistics with histogram, track, trend, Gating measurement, and measurements on Math, History and Ref
- 4 Math traces (8 Mpts FFT, addition, subtraction, multiplication, division, integration, differential, square root, etc.), supports formula editor
- Abundant data analysis functions such as Search, Navigate, Digital Voltmeter, Counter, Waveform Histogram, Bode plot, Power Analysis and Eye/Jitter Analysis
- High Speed hardware-based Average, Hi-Res; High Speed hardware-based Mask Test function, with Mask Editor tool for creating user-defined masks
- 16 digital channels (optional)
- 25 MHz function / arbitrary waveform generator, built-in multiple predefined waveforms
- Large 12.1" TFT-LCD display with 1280 * 800 resolution; Capacitive touch screen supports multi-touch gestures
- Interfaces include: USB Hosts, USB Device (USBTMC), LAN (VXI-11/Telnet/Socket), micro SD card, Pass/Fail, Trigger Out, HDMI
- Built-in web server supports remote control over the LAN port using a web browser. Supports SCPI remote control commands. Supports external mouse and keyboard

Super Phosphor Oscilloscope



SDS6000L Series

SDS6208L (2 GHz)	SDS6204L (2 GHz)
SDS6108L (1 GHz)	SDS6104L (1 GHz)
SDS6058L (500 MHz)	SDS6054L (500 MHz)

Features and Benefits:

- 8/4 analog channels + 1 external trigger. Designed for expansion. Combine multiple units for a high-speed acquisition system with up to 512 channels.
- Up to 2 GHz bandwidth with 5 GSa/s (10 GSa/s ESR) sample rate at each channel
- Low background noise, supports 0.5 mV/div to 10 V/div vertical scales
- SPO technology
 - Waveform capture rates up to 170,000 wfm/s (normal mode), and 750,000 wfm/s (sequence mode)
 - Supports 256-level intensity grading and color temperature display modes
 - 500 Mpts Record length in total for all 4 channels
 - Digital trigger system
- Intelligent trigger: Edge, Slope, Pulse, Window, Runt, Interval, Dropout, Pattern, Qualified, Nth edge, Setup / hold, Delay and Video (HDTV supported). Zone Trigger simplifies advanced triggering
- Serial bus triggering and decoder, supports protocols I2C, SPI, UART, CAN, LIN, CAN FD, FlexRay, I2S, MIL-STD-1553B, SENT and Manchester
- Segmented acquisition (Sequence) mode, dividing the maximum record length into multiple segments (up to 80,000), according to trigger conditions set by the user, with a very small dead time between segments to capture the qualifying event
- History waveform record (History) function, the maximum recorded waveform length is 80,000 frames
- Automatic measurements on 50+ parameters, supports statistics with histogram, track, trend, Gating measurement, and measurements on Math, History, Memory and Ref
- 4 Math traces (8 Mpts FFT, addition, subtraction, multiplication, division, integration, differential, square root, etc.), supports formula editor
- Abundant data analysis functions such as Search, Navigate, Digital Voltmeter, Counter, Waveform Histogram, Power Analysis and Eye/Jitter Analysis
- 16 digital channels (optional)
- 25 MHz function / arbitrary waveform generator, built-in multiple predefined waveforms
- Interfaces include: 4x USB Hosts, USB Device (USBTMC), 1000M LAN (VXI-11/ Telnet/ Socket), micro SD card, Pass/Fail, Trigger Out, HDMI, 10MHz In, 10MHz Out
- Built-in web server supports remote control over the LAN port using a web browser. Supports SCPI remote control commands. Supports external mouse and keyboard



SDS5000X Series

SDS5104X (1 GHz)
SDS5054X (500 MHz)
SDS5034X (350 MHz)

Features and Benefits:

- 1 GHz, 500 MHz, 350 MHz models with real-time sample rate up to 5 GSa/s
- SPO technology
 - Waveform capture rates up to 110,000 wfm/s (normal mode), and 500,000 wfm/s (sequence mode)
 - Supports 256-level intensity grading and color temperature display modes
 - Record length up to 250 Mpts/ch, 500 Mpts in total for all 4 channels
 - Digital trigger system
- Intelligent trigger: Edge, Slope, Pulse, Window, Runt, Interval, Dropout, Pattern, Qualified, Nth edge, Setup/hold, Delay and Video (HDTV supported). Trigger zone helps to simplify advanced triggering
- Serial bus triggering and decoder, supports protocols I2C, SPI, UART, CAN, LIN, CAN FD, FlexRay, I2S and MIL-STD-1553B, SENT and Manchester
- Low background noise, supports 0.5 mV/div to 10 V/div voltage scales
- Segmented acquisition (Sequence) mode, dividing the maximum record length into multiple segments (up to 100,000), according to trigger conditions set by the user, with a very small dead time between segments to capture the qualifying event
- History waveform record (History) function, the maximum recorded waveform length is 100,000 frames
- Automatic measurement function on 50+ parameters, supports statistics with histogram, trend, Gating measurement, Math measurement, History measurement and Ref measurement
- Math function (2 Mpts FFT, addition, subtraction, multiplication, division, integration, differential, square root, etc.), supports formula editor
- Abundant data analysis functions such as Search, Navigate, Digital Voltmeter, Counter, Waveform Histogram, Bode plot and Power Analysis
- High Speed hardware-based Average, ERES (Enhanced Resolution)
- High Speed hardware-based Mask Test function, with Mask Editor tool for creating user-defined masks
- 16 digital channels (optional) with sample rate up to 1.25 GSa/s, record length up to 62.5 Mpts
- 25 MHz function / arbitrary waveform generator, built-in multiple predefined waveforms
- Large 10.1" TFT-LCD display with 1024 * 600 resolution; Capacitive touch screen supports multi-touch gestures
- Supports external mouse and keyboard
- 10 types of one-button shortcuts
- Multiple interfaces: USB Host, USB Device (USBTMC), LAN (VXI-11, telnet, socket, web), Pass/Fail, Trigger Out, 10 MHz In, 10 MHz Out, VGA output
- Built-in web server supports remote control by the LAN port using a web browser
- Supports SCPI remote control commands

Super Phosphor Oscilloscope



SDS3000X HD Series

SDS3104X HD (1 GHz)
SDS3054X HD (500 MHz)
SDS3034X HD (350 MHz)

Features and Benefits:

- 4 analog channels, up to 1 GHz bandwidth with up to 4GSa/s sample rate
- 12-bit ADC
- Low background noise: 125 μ Vrms @ 1 GHz bandwidth
- SPO technology
 - Waveform capture rates up to 200,000 wfm/s in Normal mode and 890,000 wfm/s in Sequence mode
 - Supports 256-level intensity grading and color temperature display modes
 - Up to 400 Mpts/ch record length
 - Digital trigger system
- Intelligent trigger: Edge, Slope, Pulse, Window, Runt, Interval, Dropout, Pattern, Qualified, Nth edge, Setup/hold, Delay and Video (HDTV supported). Zone Trigger simplifies advanced triggering
- Serial bus triggering and decoder, supports protocols I2C, SPI, UART, CAN, LIN, CAN FD, FlexRay, I2S, MIL-STD-1553B, SENT, Manchester and ARINC429
- Segmented acquisition (Sequence) mode, dividing the maximum record length into multiple segments (up to 80,000), according to trigger conditions set by the user, with a very small dead time between segments to capture the qualifying event
- History waveform record (History) function, the maximum recorded waveform length is 80,000 frames
- Automatic measurements on 50+ parameters, supports statistics with histogram, track, trend, Gating measurement, and measurements on Math, History and Memory traces
- 4 Math traces (4 Mpts FFT, Filter, addition, subtraction, multiplication, division, integration, differential, square root, etc.), supports formula editor
- Abundant data analysis functions such as Search, Navigate, Digital Voltmeter, Counter, Waveform Histogram, Bode plot and Power Analysis
- High Speed hardware-based Average, ERES; High Speed hardware-based Mask Test function, with Mask Editor tool for creating user-defined masks
- 16 digital channels (optional)
- External 50 MHz waveform generator (optional)
- Large 10.1" TFT-LCD display with 1024 * 600 resolution; Capacitive touch screen supports multi-touch gestures
- Interfaces include: 2x USB 3.0 Host, 1x USB 2.0 Host, USB 3.0 Device (USBTMC), 1000M LAN ((VXI-11/Telnet/Socket/LXI)), External Trigger In, Aux Out (Pass/Fail, Trigger Out)
- Built-in web server supports remote control over the LAN port using a web browser. Supports SCPI remote control commands. Supports external mouse and keyboard



SDS2000X HD Series

SDS2354X HD (350 MHz)
SDS2204X HD (200 MHz)
SDS2104X HD (100 MHz)

Features and Benefits:

- 12-bit High Resolution
 - 12-bit Analog-Digital Convertors with sample rate up to 2 GSa/s
 - Front ends with 70 μ Vrms noise floor @ 500 MHz bandwidth and 0.5% DC gain accuracy
- 4 analog channels, up to 350 MHz bandwidth (upgradable to 500 MHz)
- SPO technology
 - Waveform capture rate up to 100,000 wfm/s (normal mode), and 500,000 wfm/s (sequence mode)
 - Supports 256-level intensity grading and color temperature display modes
 - Up to 200 Mpts/ch record length
 - Digital trigger system
- Intelligent trigger: Edge, Slope, Pulse, Window, Runt, Interval, Dropout, Pattern, Qualified, Nth edge, Setup/hold, Delay and Video (HDTV supported). Zone Trigger simplifies advanced triggering
- Serial bus triggering and decoder, supports protocols I2C, SPI, UART, CAN, LIN, CAN FD, FlexRay, I2S, MIL-STD-1553B, SENT and Manchester
- Segmented acquisition (Sequence) mode, dividing the maximum record length into multiple segments (up to 80,000), according to trigger conditions set by the user, with a very small dead time between segments to capture the qualifying event
- History waveform record (History) function, the maximum recorded waveform length is 80,000 frames
- Automatic measurements on 50+ parameters, supports statistics with histogram, track, trend, Gating measurement, and measurements on Math, History and Ref
- 2 Math traces (2 Mpts FFT, addition, subtraction, multiplication, division, integration, differential, square root, etc.), supports formula editor
- Abundant data analysis functions such as Search, Navigate, Digital Voltmeter, Counter, Waveform Histogram, Bode plot and Power Analysis
- High Speed hardware-based Average, ERES; High Speed hardware-based Mask Test function, with Mask Editor tool for creating user-defined masks
- 16 digital channels (optional)
- Built-in 25 MHz waveform generator
- Large 10.1" TFT-LCD display with 1024 * 600 resolution; Capacitive touch screen supports multi-touch gestures
- Interfaces include: USB Hosts, USB Device (USBTMC), LAN (VXI-11/Telnet/Socket), Pass/Fail, Trigger Out
- Built-in web server supports remote control over the LAN port using a web browser. Supports SCPI remote control commands. Supports external mouse and keyboard

Super Phosphor Oscilloscope




SDS2000X Plus Series

SDS2354X Plus (350 MHz)
 SDS2204X Plus (200 MHz)
 SDS2104X Plus / SDS2102X Plus (100 MHz)

Features and Benefits:

- 350 MHz, 200 MHz, 100 MHz models with real-time sample rate up to 2 GSa/s. A 500 MHz bandwidth upgrade option is available for 350 MHz models.
- SPO technology
 - Waveform capture rates up to 120,000 wfms/s (normal mode) and 500,000 wfms/s (sequence mode)
 - Supports 256-level intensity grading and color temperature display modes
 - Record length up to 200 Mpts/ch, 400 Mpts in total for all 4 channels
 - Digital trigger system
- Intelligent trigger: Edge, Slope, Pulse, Window, Runt, Interval, Dropout, Pattern and Video (HDTV supported). Trigger zone helps to simplify advanced triggering
- Serial bus triggering and decoder, supports I2C, SPI, UART, CAN, LIN (Standard) and CAN FD, FlexRay, I2S, and MIL-STD-1553B, SENT and Manchester (optional) protocols
- Low background noise, features 0.5 mV/div to 10 V/div voltage scales
- 10-bit mode provides higher resolution and lower noise
- Segmented acquisition (Sequence) mode, dividing the maximum record length into multiple segments (up to 90,000), according to trigger conditions set by the user, with a very small dead time between segments to capture the qualifying event
- History waveform record (History) function for up to 90,000 triggered waveforms (frames)
- Automatic measurement function on 50+ parameters, supports statistics with histogram and trend
- Two Math traces, support 2 Mpts FFT, +, -, x, ÷, d/dt, f/dt, √, average, ERES, and formula editor
- Abundant data processing and analysis functions such as Search, Navigate, Mask Test, Bode plot, Power Analysis (optional) and Counter
- 16 digital channels (optional)
- Built-in 50 MHz waveform generator (optional)
- Large 10.1" TFT-LCD display with 1024x600 resolution; Capacitive touch screen supports multi-touch gestures
- Multiple interfaces: USB Host, USB Device (USBTMC), LAN(VXI-11/Telnet/Socket), Pass/Fail, Trigger Out
- Built-in web server supports remote control by the LAN port using a web browser; Supports SCPI remote control commands



SDS2000X-E Series

SDS2352X-E (350 MHz)
 SDS2202X-E (200 MHz)

Features and Benefits:

- Real-time sampling rate up to 2 GSa/s (1 GSa/s per channel, if both channels active)
- Intelligent trigger: Edge, Slope, Pulse Width, Window, Runt, Interval, Time out (Dropout), Pattern
- Serial bus triggering and decoding (standard), supports protocols IIC, SPI, UART, CAN, LIN
- Video trigger, supports HDTV
- Low background noise with voltage scales from 500 μ V/div to 10 V/div
- 10 types of one-button shortcuts, supports Auto Setup, Default, Cursors, Measure, Roll, History, Display/Persist, Clear Sweep, Zoom and Print
- Segmented acquisition (Sequence) mode, divides the maximum record length into multiple segments (up to 80,000), according to trigger conditions set by the user, with a very small dead time segment to capture qualifying events
- History waveform record (history) function (maximum recorded waveform length is 80,000 frames)
- Automatic measurement function for 38 parameters as well as Measurement Statistics, Zoom, Gating, Math, History and Reference functions
- 1 Mpts FFT
- Math and measurement functions use all sampled data points in memory (up to 28 Mpts)
- Preset key can be customized for user settings or factory "defaults"
- Security Erase mode
- High Speed hardware based Pass / Fail function
- Search and navigate
- Large 7 inch TFT -LCD display with 800 * 480 resolution
- Multiple interface types: USB Host, USB Device (USB -TMC), LAN, Pass / Fail, Trigger Out
- Supports SCPI remote control commands
- VXI-11+SCPI, Telnet (port 5024) +SCPI and Socket (port 5025) +SCPI programming over LAN
- Supports web control and virtual instrument control panel for both PC and mobile terminals
- Web control update rate of up-to 10 times/s provides nearly real-time update rate
- Supports Multi-language display and embedded online help

Super Phosphor Oscilloscope




SDS1000X HD Series

SDS1204X HD / SDS1202X HD (200 MHz)
SDS1104X HD / SDS1102X HD (100 MHz)

Features and Benefits:

- 12-bit High Resolution
 - 12-bit Analog-Digital Convertors with sample rate up to 2 GSa/s
 - Front ends with 70 μ Vrms noise floor @ 200 MHz bandwidth
- 2/4 analog channels, up to 200 MHz bandwidth
- SPO technology
 - Waveform capture rate up to 120,000 wfm/s (normal mode), and 500,000 wfm/s (sequence mode)
 - Supports 256-level intensity grading and color temperature display modes
 - Up to 100 Mpts record length
 - Digital trigger system
- Intelligent trigger: Edge, Slope, Pulse width, Window, Runt, Interval, Dropout, Pattern, Video (HDTV supported), Qualified, Nth edge, Delay, Setup/Hold time.
- Serial bus triggering and decoder, supports protocols I2C, SPI, UART, CAN, LIN, CAN FD(decode only), FlexRay(decode only)
- Segmented acquisition (Sequence) mode, dividing the maximum record length into multiple segments (up to 80,000), according to trigger conditions set by the user, with a very small dead time between segments to capture the qualifying event
- History waveform record (History) function, the maximum recorded waveform length is 80,000 frames
- Automatic measurements on 50+ parameters, supports statistics with histogram, track, trend, Gating measurement, and measurements on Math, History and Ref
- 4 Math traces (2 Mpts FFT, addition, subtraction, multiplication, division, integration, differential, square root, etc.), supports formula editor
- Abundant data analysis functions such as Search, Navigate, Counter, Bode plot and Power Analysis
- High Speed hardware-based Mask Test function, with Mask Editor tool for creating user-defined masks
- 16 digital channels (optional)
- 25 MHz waveform generator(optional)
- Large 10.1" TFT-LCD display with 1024 * 600 resolution; Capacitive touch screen supports multi-touch gestures
- Interfaces include: USB Hosts, USB Device (USBTMC), LAN (VXI-11/Telnet/Socket), Pass/Fail, Trigger Out
- Built-in web server supports remote control over the LAN port using a web browser. Supports SCPI remote control commands. Supports external mouse and keyboard




SDS800X HD Series

SDS824X HD / SDS822X HD (200 MHz)
SDS814X HD / SDS812X HD (100 MHz)
SDS804X HD / SDS802X HD (70 MHz)

Features and Benefits:

- 12-bit High Resolution
 - 12-bit Analog-Digital Convertors with sample rate up to 2 GSa/s
 - Front ends with 70 μ Vrms noise floor @ 200 MHz bandwidth
- 2/4 analog channels, up to 200 MHz bandwidth
- SPO technology
 - Waveform capture rate up to 120,000 wfm/s (normal mode), and 500,000 wfm/s (sequence mode)
 - Supports 256-level intensity grading and color temperature display modes
 - Up to 100 Mpts record length
 - Digital trigger system
- Intelligent trigger: Edge, Slope, Pulse width, Window, Runt, Interval, Dropout, Pattern, Video (HDTV supported), Qualified, Nth edge, Delay, Setup/Hold time.
- Serial bus triggering and decoder, supports protocols I2C, SPI, UART, CAN, LIN
- Segmented acquisition (Sequence) mode, dividing the maximum record length into multiple segments (up to 80,000), according to trigger conditions set by the user, with a very small dead time between segments to capture the qualifying event
- History waveform record (History) function, the maximum recorded waveform length is 80,000 frames
- Automatic measurements on 50+ parameters, supports statistics with histogram, track, trend, Gating measurement, and measurements on Math, History and Ref
- 4 Math traces (2 Mpts FFT, addition, subtraction, multiplication, division, integration, differential, square root, etc.), supports formula editor
- Abundant data analysis functions such as Search, Navigate, Counter, Bode plot and Power Analysis
- High Speed hardware-based Mask Test function, with Mask Editor tool for creating user-defined masks
- 16 digital channels (optional)
- 25 MHz waveform generator(optional)
- 7" TFT-LCD display with 1024 * 600 resolution; Capacitive touch screen supports multi-touch gestures
- Interfaces include: USB Hosts, USB Device (USBTMC), LAN (VXI-11/Telnet/Socket), Pass/Fail, Trigger Out
- Built-in web server supports remote control over the LAN port using a web browser. Supports SCPI remote control commands. Supports external mouse and keyboard. Supports NTP.

Digital Storage Oscilloscope

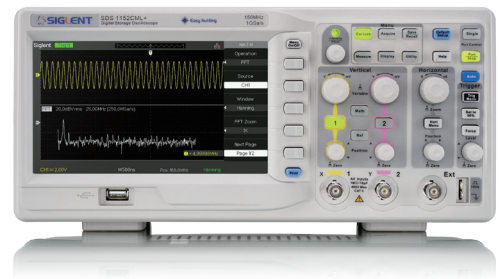


SDS1000X-E Series

SDS1204X-E / SDS1202X-E (200 MHz)
SDS1104X-E (100 MHz)

Features and Benefits:

- Two channel series have one 1 GSa/s ADC, four channel series have two 1 GSa/s ADCs. When all channels are enabled, each channel has a maximum sample rate of 500 MSa/s. When a single channel per ADC is active, it has sampling rate of 1 GSa/s
- The newest generation of SPO technology
 - Waveform capture rate up to 100,000 wfm/s (normal mode), and 400,000 wfm/s (sequence mode)
 - Supports 256-level intensity grading and color display modes
 - Record length up to 14 Mpts
 - Digital trigger system
- Intelligent trigger: Edge, Slope, Pulse Width, Window, Runt, Interval, Time out (Dropout), Pattern
- Serial bus triggering and decoding (Standard), supports protocols IIC, SPI, UART, RS232, CAN, LIN
- Segmented acquisition (Sequence) mode, divides the maximum record length into multiple segments (up to 80,000), according to trigger conditions set by the user, with a very small dead time segment to capture the qualifying event.
- 1 Mpts FFT
- Math and measurement functions use all sampled data points (up to 14 Mpts)
- MSO, 16 digital channels (four channel series only, optional)
- Search and navigate (four channel series only)
- USB AWG module (four channel series only, optional)
- Bode plot (four channel series only)



SDS1000DL+ / SDS1000CML+ Series

SDS1152CML+ (150 MHz)
SDS1102CML+ (100 MHz)
SDS1072CML+ (70 MHz)
SDS1052DL+ (50 MHz)

Features and Benefits

- 50 MHz, 70 MHz, 100 MHz, 150 MHz bandwidth models
- Real-time sampling rate up to 1 GSa/s, Equivalent-time sampling rate up to 50 GSa/s
- Memory Depth up to 2 Mpts
- Trigger types: Edge, Pulse, Video, Slope, Alternate
- Waveform math functions: +, -, *, /, FFT
- 6 digits frequency counter
- Supports Multi-language display and embedded online help
- Screensaver from 1 minute to 5 hours
- Digital filter and waveform recorder function
- 7 inch TFT-LCD display with 800 * 480 resolution

Handheld Oscilloscope



SHS1000X/SHS800X Series

SHS1202X (200 MHz)
SHS1102X (100 MHz)
SHS820X (200 MHz)
SHS810X (100 MHz)

Features and Benefits

- 200 MHz, 100 MHz bandwidth models
- Sample rate of 1 GSa/s (single-channel), Sample rate of 500 MSa/s (two-channels)
- The Siglent SPO technology
 - Waveform capture rates up to 100,000 wfm/s (normal mode) and 400,000 wfm/s (sequence mode)
 - Supports 256-level intensity grading and color temperature display modes
 - Record length up to 12 Mpts
 - Digital trigger system
- Intelligent trigger: Edge, Slope, Pulse Width, Window, Runt, Interval, Time out (Dropout), Pattern
- Serial bus triggering and decoding (Standard) for IIC, SPI, UART, CAN, and LIN protocols
- Video trigger/HDTV
- Low background noise with voltage scales from 2 mV/div to 100 V/div
- 3 one-button shortcuts for Oscilloscope, Multimeter and Recorder functions
- 8 one-button shortcuts for: Run/Stop, Auto Setup, Default, Measure, Cursors, Display/Persist, Clear Sweep and Print. More function shortcuts available when combined with the shift button
- Segmented acquisition (Sequence) mode, divides the maximum record length into multiple segments (up to 80,000), according to trigger conditions set by the user, with a very small dead time segment to capture the qualifying event
- History waveform record (History) function (maximum recorded waveform length is 80,000 frames)
- Automatic measurement function for 38 parameters as well as Measurement Statistics, Zoom, Gating, Math, History and Reference functions
- 1 Mpts FFT. Support Peaks and Markers
- Math and measurement functions use all sampled data points (up to 12 Mpts)
- Math functions (FFT, addition, subtraction, multiplication, division, integration, differential, square root)
- Default key can be customized for user settings or factory "defaults"
- Supports Multi-language display and embedded online help
- Security Erase mode
- Search and navigate function
- Includes Recorder mode, including Sample and Measurement Loggers
- 6000 counts Digital Multimeter, Support DCV, ACV, DCI, ACI, Resistance, Diode, Capacitance, Continuity test.
- True RMS AC Voltage/Current measurement multimeter
- 5.6-inch TFT-LCD display with 640 * 480 resolution
- Interface types: Isolated USB Host, USB Device (MicroUSB -TMC)
- Supports SCPI remote control commands
- UL2054 certified lithium battery pack, 6900 mAh capacity, external charger
- IP Rating: IP51
- Compliance with UL61010-1, UL61010-2-030, UL61010-2-033

Arbitrary Waveform Generator



SDG7000A Series

SDG7102A (1 GHz)
SDG7052A (500 MHz)
SDG7032A (350 MHz)

Features and Benefits

- Dual channel differential/single-ended output, 16-bit LVDS/LVTTL digital bus output
- High-performance sampling system with 5 GSa/s sample rate and 14-bit vertical resolution
- 1 GHz maximum bandwidth
- Generates arbitrary waveform with sample rates of 0.01 Sa/s ~ 2.5 GSa/s, with maximum memory depth of 512 Mpts, and provides segment editing / playback functions
- Generates vector signals with up to 500 MS/s symbol rate
- Generates low jitter pulses with 1 ns minimum pulse width and 500 ps minimum edge
- Up to 1 GHz bandwidth White Gaussian Noise and the bandwidth is adjustable
- Supports PRBS up to 312.5 Mbps
- The digital bus can output digital signals up to 1 Gbps.
- Supports analog/digital modulation, sweeping and bursting
- Enhanced dual channel operation functions: inter channel tracking, coupling and copying; Dual channel superposition function; Supports mutual modulation between channels
- The 24 Vpp analog output is superimposed with ± 12 Vdc offset to provide a maximum output range of ± 24 V (48 V)
- High precision Frequency Counter
- 5-inch capacitive touch screen with resolution of 800x480; Supports external mouse and keyboard operation; Supports WebServer to control the instruments remotely
- Supports multiple interfaces: 10 MHz In, 10 MHz Out, Trigger In/Out, Markers etc
- Supports SCPI command for easy integration into test systems

Function/Arbitrary Waveform Generator




SDG6000X Series

SDG6052X (500 MHz)
SDG6032X (350 MHz)
SDG6022X (200 MHz)

Features and Benefits

- Innovative TrueArb and EasyPulse technology
- Dual-Channel, 500 MHz maximum bandwidth, 20 Vpp maximum output amplitude, high fidelity output with 80 dB dynamic range
- High-performance sampling system with 2.4 GSa/s sampling rate and 16-bit vertical resolution
- Multi-function signal generator, meeting requirements in wide range, Continuous Wave Generator, Pulse Generator, Function Arbitrary Waveform Generator, IQ Signal Generator (optional), Noise Generator, PRBS Generator
- Sweep and Burst function
- Harmonics function
- Waveform Combining function
- Channel Coupling, Copy and Tracking function
- 196 built-in arbitrary waveforms
- High precision Frequency Counter
- Standard interfaces include: USB Host, USB Device (USBTMC), LAN (VXI-11, Socket, Telnet), GPIB (Optional)
- 4.3" touch screen display for easier operation




SDG2000X Series

SDG2122X (120 MHz)
SDG2082X (80 MHz)
SDG2042X (40 MHz)

Features and Benefits

- Dual-channel, 120 MHz maximum bandwidth, 20 Vpp maximum output amplitude, high fidelity output with 80 dB dynamic range
- High-performance sampling system with 1.2 GSa/s sampling rate and 16-bit vertical resolution. No detail in your waveforms will be lost
- Innovative TrueArb technology, based on a point-by-point architecture, supports any 8 pts~8 Mpts Arb waveform with a sampling rate in range of 1 μ Sa/s~75 MSa/s
- Innovative EasyPulse technology, capable of generating lower jitter Square or Pulse waveforms, brings a wide range and extremely high precision in pulse width and rise/fall time adjustments
- Sweep and Burst function; Harmonics mode supported
- 4.3" touch screen display for easier operation

Function/Arbitrary Waveform Generator




SDG1000X Series

SDG1062X (60 MHz)
SDG1032X (30 MHz)

Features and Benefits

- 150 MSa/s sampling rate, 14-bit vertical resolution, and 16 kpts waveform length
- Innovative TrueArb and EasyPulse technology
- Special circuit for Square wave function, can generate Square waves up to 60 MHz with jitter less than 300 ps+0.05 ppm of period
- Plenty of analog and digital modulation types: AM, DSB-AM, FM, PM, FSK, ASK, PSK and PWM, Sweep and Burst functions
- Waveform Combining function
- High precision Frequency Counter
- Standard interfaces: USB Host, USB Device (USBTMC), LAN (VXI-11)
- Optional interface: GPIB



SDG800 Series

SDG830 (30 MHz)
SDG810 (10 MHz)

Features and Benefits

- Advanced DDS technology, 3.5 inch color TFT-LCD
- 125 MSa/s sampling rate, 14 bit vertical resolution, 16 Kpts max wave length
- 5 types of standard waveforms, built-in 46 types of arbitrary waveforms, sync signal output, 1 μ Hz frequency resolution
- Complete modulation functions: AM, DSB-AM, FM, PM, FSK, ASK, PWM, linear/ logarithmic sweep and burst
- Innovative EasyPulse technology, can output pulse of low jitter, quick rising/ falling edge
- Support USB-TMC protocol and SCPI programming command control
- Arbitrary waveform edit software, provides lots of painting method, capable of edit complicate waveform quickly and precisely

Programmable Switching DC Power Supply



SPS5000X Series

SPS5161X (160 V, 7.5 A)	SPS5081X (80 V, 15 A)
SPS5162X (160 V, 15 A)	SPS5082X (80 V, 30 A)
SPS5163X (160 V, 22.5 A)	SPS5083X (80 V, 45 A)
SPS5164X (160 V, 7.5 A)	SPS5084X (80 V, 15 A)
SPS5165X (160 V, 7.5 A)	SPS5085X (80 V, 15 A)
SPS5051X (50 V, 10 A)	
SPS5041X (40 V, 30 A)	
SPS5042X (40 V, 60 A)	
SPS5043X (40 V, 90 A)	
SPS5044X (40 V, 30 A)	
SPS5045X (40 V, 30 A)	

Features and Benefits

- Rated Output Voltage: 40 V, 50 V, 80 V, 160 V
- Rated Output Power: 180 W, 360 W, 720 W, 1080 W
- Wide range of output voltage and current, high efficiency power supply
- CV, CC priority mode selection, better protection of equipment under test
- Load transient recovery time (Load change from 50~100%) <1 ms
- Adjustable slew rate of output voltage and current
- Setting and readback resolution: 1 mV, 1 mA
- User enabled internal output discharge circuit to accelerate the down programming of the output voltage
- Remote Voltage Sensing
- List function up to 50 steps; can be created from the front panel or by importing list sequence files from a USB memory device
- External analog voltage and resistor control of voltage or current output
- External voltage and current monitoring output
- OVP, OCP, LPP, OTP protection.
- 2.4-inch OLED high brightness liquid crystal display, 170-degree viewing angle
- Standard Interface: USB, LAN, Analog Control Interface
- Optional Interface: USB-GPIB module
- 1/2, 1/3, 1/6 rack mount size
- Embedded Web Server offers remote control through a web browser without the need for the driver or software

Programmable Linear DC Power Supply



SPD3303X Series

SPD3303X-E (10 mV, 10 mA)
SPD3303X (1 mV, 1 mA)

Features and Benefits

- 3 independent controlled and isolated outputs, 32 V/3.2 A×2, 2.5 V/3.3 V/5 V/3.2 A×1, total 220 W
- 5 digits Voltage, 4 digits Current Display, Minimum Resolution: 1 mV/1 mA (SPD3303X)
- Supports front panel timing output functions
- 4.3 inch true color TFT- LCD 480x272 display
- 3 types of output modes: independent, series, parallel
- 100 V/120 V/220 V/230 V compatible design to meet the needs of different power grids
- Intelligent temperature-controlled fan, effectively reducing noise
- Clear graphical interface, with the waveform display function
- Internal 5 groups of system parameter save/recall, supports data storage space expansion
- Provides PC software: Easypower, supports SCPI, LabView driver



SPD3303C Series

SPD3303C (10 mV,10 mA)

Features and Benefits

- 3 independent controlled and isolated output: 32 V/3.2 A×2, 2.5 V/3.3 V/5 V/3.2 A×1, total power 220 W
- Resolution: 10 mV/10 mA
- Supports panel timing output functions
- LED display; 32 V full scale, 4 digits; 3.2 A full scale, 3 digits
- 100 V/120 V/220 V/230 V compatible design, to meet the needs of different power grids
- Intelligent fan for temperature control, effectively reduces noise
- Five groups of internal system parameter storage. Supports data storage space expansion
- Supports SCPI commands & USB device interface. Includes PC software

Programmable Linear DC Power Supply



SPD1000X Series

SPD1168X (16 V/8 A)
SPD1305X (30 V/5 A)

Features and Benefits

- Single path high-precision programmable voltage output
16 V/8 A, total power up to 128 W
30 V/5 A, total power up to 150 W
- Stable, reliable, Low ripple and noise: $\leq 350 \mu\text{Vrms}/3 \text{ mVpp}$; $< 2 \text{ mArms}$
- Fast transient response time: $< 50 \mu\text{s}$
- 5 digit Voltage, 4 digit Current Display, Minimum Resolution: 1 mV/1 mA
- Supports front panel timing output functions
- 2.8 inch true color TFT- LCD 240 *320 display
- 2 types of output modes: Two-wire output mode, 4-wire compensation output mode, Maximum compensation voltage 1 V
- 100/120/220/230 V compatible design to meet the needs of different power grids
- Intelligent temperature-controlled fan reduces noise
- Clear graphical interface, with the waveform display function
- Internal 5 groups of system parameter save/recall
- Includes PC software: Easypower, supports SCPI, LabView driver

Programmable DC Electronic Load



SDL1000X Series

SDL1030X/X-E (300 W)
SDL1020X/X-E (200 W)

Features and Benefits

- SDL1020X (Single channel): DC 150 V/30 A, total power up to 200 W
- SDL1030X (Single channel): DC 150 V/30 A, total power up to 300 W
- 4 static modes / Dynamic mode: CC/CV/CR/CP
- CC Dynamic mode: Continuous, pulsed, toggled
- CC Dynamic mode: 25 kHz, CP Dynamic mode: 12.5 kHz, CV Dynamic mode: 0.5 Hz
- Measuring speed of voltage and current: up to 500 kHz
- Adjustable current rise time range: 0.001 A/us~2.5 A/us
- Min. readback resolution: 0.1 mV, 0.1 mA
- Short-circuit, Battery test, CR-LED mode, and factory test functions
- 4-wire SENSE compensation mode function
- List function supports editing as many as 100 steps
- Program function supports 50 groups of steps
- OCP, OVP, OPP, OTP and LRV protection
- External analog control
- Voltage, Current monitoring via 0-10 V
- 3.5 inch TFT-LCD display, capable of displaying multiple parameters and states simultaneously
- Built-in RS232/USB/LAN communication interface, USB-GPIB module (optional)
- Waveform trend chart and ease-to-use file storage and call functions
- Includes PC software: Supports SCPI, LabView driver

Digital Multimeter



SDM3065X Series

SDM3065X
SDM3065X-SC (with Scanner Card)

Features and Benefits

- 4.3" TFT-LCD, 480*272
- Real 6½ digits readings resolution (2,200,000 counts)
- 1Gb Nand flash size, Mass storage configuration files and data files
- True-RMS AC Voltage and AC Current measuring
- Supports double display, Chinese and English Menu
- File management (support for U-disc and local storage)
- Built-in cold terminal compensation for thermocouple
- Comes with easy, convenient and flexible any sensor measurement control software: EasyDMM
- Standard interfaces: USB Device, USB Host, LAN (Optional Accessories: USB-GPIB Adapter)
- Scanner Card SC1016 (Only for SDM3065X-SC)
- Built-in Hlep system makes information acquisition easier
- Support remote control operation via SCPI commands. Compatible with commands of other main stream multimeters
- Supports intelligent management system for laboratory based on BS framework and LAN



SDM3055 Series

SDM3055
SDM3055-SC (with Scanner Card)

Features and Benefits

- Real 5½ digits readings resolution (240, 000 counts)
- Up to 150 rdgs/s measurement speed
- True-RMS AC Voltage and AC Current measuring
- 1 Gb Nand flash size, Mass storage configuration files and data files
- Built-in cold terminal compensation for thermocouple temperature measurements
- With easy, convenient and flexible PC software: EasyDMM
- standard interfaces: USB Host, LAN (Optional Accessories USB-GPIB Adapter)
- Scanner Card SC1016 (Only for SDM3055-SC)
- Support remote control operation via SCPI commands.Compatible with commands of main stream multimeters

Digital Multimeter



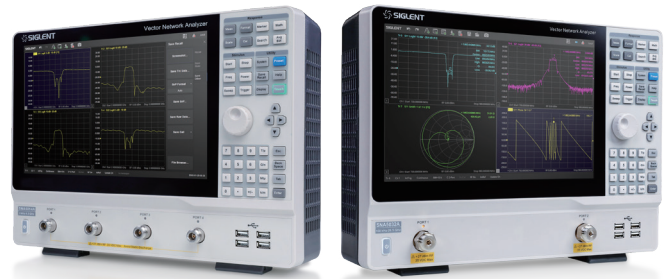
SDM3045X Series

SDM3045X

Features and Benefits

- Real 4½ digit (60000 counts) readings resolution
- Up to 150 rdgs/s measurement speed
- True-RMS AC Voltage and AC Current measuring
- 1 Gb NAND flash size, Mass storage configuration files and data files
- Built-in cold terminal compensation for thermocouple
- With easy, convenient and flexible PC software: EasyDMM
- Standard interface: USB Device, USB Host, LAN (Optional Accessories: USB-GPIB Adapter)
- USB & LAN remote interfaces support common SCPI command set. Compatible with other popular DMMs on the market

Vector Network Analyzer



SNA5000A Series

SNA5032A (100 kHz~26.5 GHz)

SNA5022A (100 kHz~13.5 GHz)

SNA5014A (9 kHz~8.5 GHz)

SNA5004A (9 kHz~4.5 GHz)

SNA5012A (9 kHz~8.5 GHz)

SNA5002A (9 kHz~4.5 GHz)

Features and Benefits:

- Frequency range: 9 kHz~8.5 GHz and 100 kHz~26.5 GHz
- Frequency resolution: 1 Hz
- Level resolution: 0.05 dB
- Range of IFBW: 10 Hz~3 MHz
- Setting range of output level: -55 dBm ~ +10 dBm
- Dynamic range: 125 dB
- Types of calibration: Response calibration, Enhanced Response calibration, Full-one port calibration, Full-two port calibration, Full-three port calibration, Full-four port calibration, TRL calibration
- Types of measurement: Scattering-parameter measurement, differential-parameter measurement, receiver measurement, time-domain parameter analysis, limit test, ripple test, impedance conversion, fixture simulation, adapter removal/insertion, enhanced time-domain parameter analysis (TDR), spectrum analysis, frequency offset, scalar mixer measurement
- Support Bias-Tees
- Interface: LAN, USB Device, USB Host(USB-GPIB)
- Remote control: SCPI/Labview/IVI based on USB-TMC/VXI-11/Socket/Telnet/WebServer
- 12.1-inch touch screen
- Video output: HDMI

Switch Matrix



SSM5000A Series

SSM5342A (100 kHz~26.5 GHz)
 SSM5321A (100 kHz~26.5 GHz)
 SSM5144A (9 kHz~9 GHz)
 SSM5142A (9 kHz~9 GHz)
 SSM5124A (9 kHz~9 GHz)
 SSM5122A (9 kHz~9 GHz)

Features and Benefits:

- Characteristic impedance: 50 Ω
- Highest frequency: 9 GHz (or 26.5 GHz)
- Maximum number of input ports: 4
- Maximum number of output ports: 24
- RF connector: 3.5 mm female
- Maximum input power: 20 dBm
- Maximum input DC voltage: 35 V
- Interface: LAN, USB Device, Direct Control (in), Direct Control (out) Screen size: 2.4-inch

Mechanical Switch



SSU5000A Series

SSU5504A (DC~50 GHz)
 SSU5503A (DC~50 GHz)
 SSU5502A (DC~50 GHz)
 SSU5501A (DC~50 GHz)
 SSU5266A (DC~26.5 GHz)
 SSU5265A (DC~26.5 GHz)
 SSU5264A (DC~26.5 GHz)
 SSU5263A (DC~26.5 GHz)
 SSU5262A (DC~26.5 GHz)
 SSU5261A (DC~26.5 GHz)
 SSU5184A (DC~18 GHz)
 SSU5183A (DC~18 GHz)
 SSU5182A (DC~18 GHz)
 SSU5181A (DC~18 GHz)

Features and Benefits:

- Maximum frequency: 18 GHz/ 26.5 GHz/ 50 GHz
- 1 to 4 SPDT switches or 1 to 2 SP6T switch configurations
- SCPI Controllable via VISA and EasySSU software
- USB Connectivity
- Size: WxHxD=153x62.4x137.5 mm
- RF connector: SMA female or 2.4 mm female

Spectrum Analyzer




SSA5000A Series

SSA5085A (9 kHz~26.5 GHz)
SSA5083A (9 kHz~13.6 GHz)

Features and Benefits:

- Spectrum Analyzer Frequency Range from 9 kHz up to 13.6 GHz/26.5 GHz
- -165 dBm/Hz Displayed Average Noise Level (Typ.)
- -105 dBc/Hz@1 GHz, 10 kHz offset SSB Phase Noise (Typ.)
- 25 MHz/40 MHz Analysis Bandwidth
- 100% POI 7.20 μ s, Dynamic Range 60 dB, Multi-view for Density, Spectrogram and PVT
- Channel power, ACPR, OBW, Harmonic, TOI measurement etc.
- Analog Modulation Analysis and Vector Digital Modulation Analysis
- 12.1 inch Multi-Touch Screen, HDMI output
- Web Browser Remote Control on PC and Mobile Terminals and File Operation

Spectrum Analyzer



SSA3000X Plus Series

SSA3075X Plus (9 kHz~7.5 GHz)
SSA3032X Plus (9 kHz~3.2 GHz)
SSA3021X Plus (9 kHz~2.1 GHz)
SSA3015X Plus (9 kHz~1.5 GHz)

Features and Benefits:

- -165 dBm/Hz Displayed Average Noise Level (Typ.)
- -98 dBc/Hz.@10 kHz Offset Phase Noise (1 GHz, Typ.)
- Level Measurement Uncertainty < 0.7 dB (Typ.)
- 1 Hz Minimum Resolution Bandwidth (RBW)
- Preamplifier Standard
- Tracking Generator
- Analog and Digital Signal Modulation Analysis Mode (Opt.)
- EMI Filter and Quasi-Peak Detector Kit(Opt.)
- 10.1 Inch Multi-Touch Screen , Mouse and Keyboard supported
- Web Browser Remote Control on PC and Mobile Terminals and File Operation



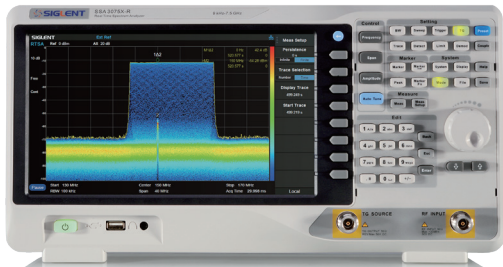
SSA3000X Series

SSA3032X (9 kHz~3.2 GHz)
SSA3021X (9 kHz~2.1 GHz)

Features and Benefits:

- -161 dBm/Hz Displayed Average Noise Level (Typ.)
- -98 dBc/Hz @10 kHz Offset Phase Noise (1 GHz, Typ.)
- Total Amplitude Accuracy < 0.7 dB
- 1 Hz Minimum Resolution Bandwidth (RBW)
- Preamplifier Standard
- Up to 3.2 GHz Tracking Generator (Standard)
- Reflection Measurement Kit (Opt.)
- Advanced Measurement Kit (Opt.)
- EMI Pre-compliance Measurements Kit (Opt.)
- 10.1 Inch WVGA (1024x600) Display

Real-Time Spectrum Analyzer



SSA3000X-R Series

SSA3075X-R (9 kHz~7.5 GHz)
SSA3050X-R (9 kHz~5.0 GHz)
SSA3032X-R (9 kHz~3.2 GHz)

Features and Benefits:

- -165 dBm/Hz Displayed Average Noise Level (Typ.)
- -98 dBc/Hz.@10 kHz Offset Phase Noise (1 GHz, Typ.)
- Level Measurement Uncertainty < 0.7 dB (Typ.)
- 1 Hz Minimum Resolution Bandwidth (RBW)
- Preamplifier Standard
- Tracking Generator Standard
- Up to 40 MHz Real Time Analysis Bandwidth
- 100% POI 7.20 μ s, Dynamic Range 60 dB
- Multi-view for Density, Spectrogram, PVT, and multi trigger and FMT
- Modulation Analysis up to 40 MHz BW (Opt.)
- EMI Filter and Quasi-Peak Detector Kit(Opt.)
- 10.1 inch Multi-Touch Screen , Mouse and Keyboard supported
- Web Browser Remote Control on PC and Mobile Terminals and File Operation

Handheld Spectrum Analyzer



SHA850A Series

SHA852A (9 kHz~7.5 GHz)
SHA851A (9 kHz~3.6 GHz)

Features and Benefits:

- Spectrum Analyzer Frequency Range from 9 kHz up to 7.5 GHz, -165 dBm/Hz Displayed Average Noise Level (Typ.), -104 dBc/Hz.@10 kHz Offset Phase Noise (1 GHz, Typ.), 1 Hz up to 10 MHz Minimum Resolution Bandwidth (RBW), Preamplifier and independent signal source up to 7.5 GHz, GPS positioning and logging
- Cable and Antenna Test Frequency Range from 100 kHz up to 7.5 GHz, Distance To Fault and Time Domain Analysis
- Vector Network Analyzer, Bias out up to 32VDC
- Typical working time 4 hours, 3.2 kg net weight, 8.4 Inch Multi-Touch Screen , Mouse and Keyboard supported

Spectrum & Vector Network Analyzer



SVA1000X Series

SVA1075X (9 kHz~7.5 GHz)
 SVA1032X (9 kHz~3.2 GHz)
 SVA1015X (9 kHz~1.5 GHz)

Features and Benefits:

- Vector Network Analyzer Frequency Range from 100 kHz up to 7.5 GHz
- -165 dBm/Hz Displayed Average Noise Level (Typ.)
- -98 dBc/Hz @10 kHz Offset Phase Noise (1 GHz, Typ.)
- Level Measurement Uncertainty < 0.7 dB (Typ.)
- 1 Hz Minimum Resolution Bandwidth (RBW)
- Preamplifier Standard
- Tracking Generator Standard
- Distance To Fault (Opt.)
- Analog and Digital Signal Modulation Analysis Mode (Opt.)
- EMI Filter and Quasi-Peak Detector Kit (Opt.)
- Advanced Measurement Kit (Opt.)
- 10.1 Inch Multi-Touch Screen, Mouse and Keyboard supported
- Web Browser Remote Control on PC and Mobile Terminals and File Operation

RF Signal Generator



SSG6000A Series

SSG6087A (CW MODE 100 kHz ~ 40 GHz)
 SSG6085A (CW MODE 100 kHz ~ 20 GHz)
 SSG6083A (CW MODE 100 kHz ~ 13.6 GHz)

Features and Benefits

- Frequency up to 13.6 GHz/ 20 GHz/ 40GHz
- 0.01 Hz frequency setting resolution
- Level setting range: -130 dBm ~ 24 dBm
- Phase Noise: -135 dBc / Hz @ 1 GHz, 20 kHz offset (typ.)
- Level error ≤ 0.7 dB (typ.)
- Provides AM analog modulation with internal, external or Int+Ext source
- Single pulse, double pulse and pulse train generator (option)
- The power meter control kit can easily use the power meter to measure power, control power output and correct line loss 5 inch TFT capacitive touch screen, mouse and keyboard supported
- Web browser remote control on PC and mobile terminals
- Standard interface includes USB Host, USB Device (USB TMC), LAN (VXI-11, Socket, Telnet). Optional interface: GPIB
- Standard OCXO and step attenuator (0 to 110 dB, 10 dB step)



SSG5000A Series

SSG5085A (CW MODE 9 kHz ~ 20 GHz)
 SSG5083A (CW MODE 9 kHz ~ 13.6 GHz)

Features and Benefits

- Frequency up to 13.6 GHz / 20 GHz
- 0.001 Hz frequency setting resolution
- Level setting range: -130 dBm ~ 25 dBm
- Phase Noise: -120 dBc / Hz @ 1 GHz, 20 kHz offset (typ.)
- Level error ≤ 0.7 dB (typ.)
- Provides AM, FM, PM analog modulation with internal, external or Int+Ext source
- Single pulse, double pulse and pulse train generator (option)
- The power meter control kit can easily use the power meter to measure power, control power output and correct line loss
- 5 inch TFT capacitive touch screen, mouse and keyboard supported
- Web browser remote control on PC and mobile terminals
- Standard interface includes USB Host, USB Device (USB TMC), LAN (VXI-11, Socket, Telnet). Optional interface: GPIB

RF Signal Generator



SSG5000X Series

SSG5060X (CW MODE 9 kHz ~ 6 GHz)
SSG5040X (CW MODE 9 kHz ~ 4 GHz)
SSG5060X-V (CW MODE 9 kHz ~ 6 GHz /
IQ MODE 10 MHz ~ 6 GHz)
SSG5040X-V (CW MODE 9 kHz ~ 4 GHz /
IQ MODE 10 MHz ~ 4 GHz)

Features and Benefits

- Frequency up to 4 GHz/6 GHz
- 0.001 Hz frequency setting resolution
- High output power up to +26 dBm (typ.)
- Phase Noise: -120 dBc/ Hz @ 1 GHz, 20 kHz offset (typ.)
- User flatness correction with power sensor to correct the cable loss
- Provides AM, FM, PM analog modulation with internal, external or Int+Ext source
- Single pulse, double pulse and Pulse train generator (option)
- Internal IQ modulation with 150 MHz modulation bandwidth with perfect in-factory calibration
- Internal include some digital communication stand file such as 5G-NR, LTE, WCDMA, WLAN, and playback them
- Internal Custom mode generate common IQ signal such as QAM, FSK, ASK, MSK
- Analog differential I/Q outputs
- External analog I/Q input
- USB-power meter measurement
- 5inch TFT capacitive touch screen, mouse and keyboard supported
- Web browser remote control on PC and mobile terminals
- Standard interface included USB Host, USB Device (USB TMC), LAN (VXI-11, Socket, Telnet). Optional interface: GPIB














SSG3000X Series













SSG3032X (CW MODE 9 kHz~3.2 GHz)
SSG3021X (CW MODE 9 kHz~2.1 GHz)
SSG3032X-IQE (IQ MODE 10 MHz~3.2 GHz)
SSG3021X-IQE (IQ MODE 10 MHz~2.1 GHz)













Features and Benefits















- 0.01 Hz frequency setting resolution
- Level output from -110 dBm to +13 dBm
- Maximum level up to +20 dBm (typ.)
- Phase Noise: -110 dBc/ Hz @ 1 GHz , 20 kHz offset (typ.)
- Level accuracy ≤ 0.7 dB (typ.)
- Provides AM, FM, &PM analog modulation with internal, external or Int+Ext source
- Pulse modulation, on/off ratio ≥ 70 dBc
- Pulse train generator (option)
- External IQ modulation with SDG6000X as the baseband IQ signal
- USB-power meter measurement
- 5 inch TFT capacitive touch screen, mouse and keyboard supported
- Web browser remote control on PC and mobile terminals
- Standard interface include USB Host, USB Device (USB TMC), LAN (VXI-11, Socket, Telnet). Optional interface: GPIB

Probes and Accessories

Type	Model	Picture	Specifications
Passive Probe	PB470 PP510 PP215		PB470, 70 MHz bandwidth PP510, 100 MHz bandwidth PP215, 200 MHz bandwidth 1 X/10 X decay, 1 M/10 Mohm, 300 V/600 V
	PB925		10X CAT II 1000 V, CAT III 600 V, 250 MHz-bandwidth, SHS1000 handheld oscilloscope option
Active Probe	SAP1000		Active Probe, 1 GHz
	SAP2500		Active Probe, 2.5 GHz
	SAP2500D		Differential Active Probe, 2.5 GHz
	SAP5000D		Differential Active Probe, 5 GHz
Current Probe	CPL5100		Bandwidth: DC-600 kHz ; Current Range: L (50 mA~10 A Peak), H(1 A~100 A Peak); Attenuation accuracy L (0.1 V/A), H (0.01 V/A); Typical DC precision: L (3%±50 mA), H(500 mA~40 A Peak : 4%±50 mA; 4 0A~100 A Peak : ±15% Maximum); Rise Time: ≤583 ns; Operating voltage RMS: CATI 600 V CATII 600 V CATIII 300 V; 9 V alkaline layer-built battery/ 15H
	CP4020		Bandwidth: 100 kHz; Maximum continuous current 20 Arms; Peak current 60 A; Switching ratio: 50 m /A; 5 mV/A; DC measurement accuracy: 50 mV/A (0.4 A-10 ApK) ± 2%; 5 mV/A (1 A-60 ApK)±2%; 9 V battery-powered
	CP4050		Bandwidth: 1 MHz; Maximum continuous current 50 Arms; Peak current 140 A; Switching ratio: 500 mV/A; 50 mV/A; DC measurement accuracy: 500 mV/A (20 mA-14 ApK) ±3%±20 mA; 50 mV/A (200 mA-100 ApK)±4%± 200 mA; 50 mV/A (100 A-140 ApK)±15% max; 9 V battery-powered
	CP4070		Bandwidth: 150 KHz; Maximum continuous current 70 Arms; Peak current 200 A; Switching ratio: 50 mV/A; 5 mV/A; DC measurement accuracy: 50 mV/A(0.4A-10ApK)±2%; 5 mV/A (1 A-200 ApK)±2%; 9 V battery-powered
	CP4070A		Bandwidth: 300 kHz; Maximum continuous current 70 Arms; Peak current 200 A; Switching ratio: 100 mV/A; 10 mV/A; DC measurement accuracy: 100 mV/A (50 mA-10 ApK) ±3%±50 mA; 10 mV/A (500 mA-40 ApK) ±4%±50 mA; 10 mV/A (40 A-200 ApK) ±15% max; 9 V battery-powered








Type	Model	Picture	Specifications
USB AWG Module	SAG1021I		Frequency is determined by oscilloscope. Isolated USB function/arbitrary waveform generator, 125 Msa/s, 16 kpts Arb Wave Length, Insulation Voltage, ± 42 Vpk(Hardware)
Carry Bag	SHA800-BG		Soft Carry Case for SHA850A
	BAG-S1		Soft Carry Case for SDS1000DL+/CML+, SDS1000X, SDS1000X-E, SDS2000X-E Series
	BAG-S2		Soft Carry Case for SDS2000X, SDS2000X Plus, SDS2000X HD, SDS5000X, SSA3000X, SSA3000X Plus, SVA1000X, SSA3000X-R
Current Probe	SCP5030		Bandwidth: 50 MHz; Maximum continuous current 30 Arms; Peak current 50 A; Switching ratio: 5 A/30 A; Accuracy: 5 A($\pm 1\% \pm 1$ mA); 30 A($\pm 1\% \pm 10$ mA); Powered by oscilloscope via SAPBUS
	SCP5030A		Bandwidth: 100 MHz; Maximum continuous current 30 Arms; Peak current 50 A; Switching ratio: 5 A/30 A; Accuracy: 5 A($\pm 1\% \pm 1$ mA); 30 A($\pm 1\% \pm 10$ mA); Powered by oscilloscope via SAPBUS
	SCP5150		Bandwidth: 12 MHz; Maximum continuous current 150 Arms; Peak current 300 A; Switching ratio: 30 A/150 A; Accuracy: 30 A($\pm 1\% \pm 10$ mA); 150 A($\pm 1\% \pm 100$ mA); Powered by oscilloscope via SAPBUS
	SCP5500		Bandwidth: 2 MHz; Maximum continuous current 500 Arms; Peak current 750 A; Switching ratio: 75 A/500 A; Accuracy: 75 A($\pm 1\% \pm 10$ mA); 500 A($\pm 1\% \pm 100$ mA); Powered by oscilloscope via SAPBUS
	CP6030		Bandwidth: 50 MHz; Maximum continuous current 30 Arms; Peak current 50 A; Switching ratio: 5 A/30 A; Accuracy: 5 A($\pm 1\% \pm 1$ mA); 30 A($\pm 1\% \pm 10$ mA); Standard DC12 V/1 A power adapter
	CP6030A		Bandwidth: 100 MHz; Maximum continuous current 30 Arms; Peak current 50 A; Switching ratio: 5 A/30 A; Accuracy: 5 A($\pm 1\% \pm 1$ mA); 30 A($\pm 1\% \pm 10$ mA); Standard DC12 V/1 A power adapter
	CP6150		Bandwidth: 12 MHz; Maximum continuous current 150 Arms; Peak current 300 A; Switching ratio: 30 A/150 A; Accuracy: 30 A($\pm 1\% \pm 10$ mA); 150 A($\pm 1\% \pm 100$ mA); Standard DC12 V/1 A power adapter
	CP6500		Bandwidth: 5 MHz; Maximum continuous current 500 Arms; Peak current 750 A; Switching ratio: 75 A/500 A; Accuracy: 75 A($\pm 1\% \pm 10$ mA); 500 A($\pm 1\% \pm 100$ mA); Standard DC12 V/1 A power adapter











Type	Model	Picture	Specifications
Current Probe	CP6030		Bandwidth: 50 MHz; Maximum continuous current 30 Arms; Peak current 50 A; Switching ratio: 5 A/30 A; Accuracy: 5 A($\pm 1\% \pm 1$ mA); 30 A($\pm 1\% \pm 10$ mA); Standard DC12 V/1 A power adapter
	CP6030A		Bandwidth: 100 MHz; Maximum continuous current 30 Arms; Peak current 50 A; Switching ratio: 5 A/30 A; Accuracy: 5 A($\pm 1\% \pm 1$ mA); 30 A($\pm 1\% \pm 10$ mA); Standard DC12 V/1 A power adapter
	CP6150		Bandwidth: 12 MHz; Maximum continuous current 150 Arms; Peak current 300 A; Switching ratio: 30 A/150 A; Accuracy: 30 A($\pm 1\% \pm 10$ mA); 150 A($\pm 1\% \pm 100$ mA); Standard DC12 V/1 A power adapter
	CP6500		Bandwidth: 5 MHz; Maximum continuous current 500 Arms; Peak current 750 A; Switching ratio: 75 A/500 A; Accuracy: 75 A($\pm 1\% \pm 10$ mA); 500 A($\pm 1\% \pm 100$ mA); Standard DC12 V/1 A power adapter
High Voltage Differential Probe	DPB1300		Bandwidth: 50 MHz; Rise Time ≤ 7 ns; DC Accuracy $\pm 2\%$; Max Input: 600 V CATIII, 1000 V CATII; Max Differential Test Voltage (DC + Peak AC): 50 X: ± 130 V, 500 X: ± 1300 V. Input impedance/capacitance: 5 M Ω / < 4 pF(Single-ended), 10 M Ω / < 2 pF(Two inputs); DC 12 V/1.2 A Power
	DPB4080		Bandwidth: 50 MHz; Maximum input differential voltage 800 V (DC + Peak AC); Range selection (attenuation ratio): 10 X/100 X; Accuracy: $\pm 1\%$; Standard DC 9 V/1 A power adapter
	DPB5150		Bandwidth: 70 MHz; Maximum input differential voltage 1500 V (DC + Peak AC); Range selection (attenuation ratio): 50 X/500 X; Accuracy: $\pm 2\%$; Standard 5 V/1 A USB power adapter
	DPB5150A		Bandwidth: 100 MHz; Maximum input differential voltage 1500 V (DC + Peak AC); Range selection (attenuation ratio): 50 X/500 X; Accuracy: $\pm 2\%$; Standard 5 V/1 A USB power adapter
	DPB5700		Bandwidth: 70 MHz; Maximum input differential voltage 7000 V (DC + Peak AC); Range selection (attenuation ratio): 100 X/1000 X; Accuracy: $\pm 2\%$; Standard 5 V/1 A USB power adapter
	DPB5700A		Bandwidth: 100 MHz; Maximum input differential voltage 7000 V (DC + Peak AC); Range selection (attenuation ratio): 100 X/1000 X; Accuracy: $\pm 2\%$; Standard 5 V/1 A USB power adapter
High Voltage Probe	HPB4010		Bandwidth: 40 MHz; Maximum input differential voltage DC: 10 kV; AC(rms): 7 kV(sine); AC(Vpp): 20 kV(Pulse); attenuation ratio: 1: 1000; Accuracy: $\leq 3\%$
Logic Probe	SPL2016		Logic Probe, 16-channel, 500 MSa/s



Type	Model	Picture	Specifications
Logic Analyzer	SLA1016		MSO function hardware for SDS2000X-E oscilloscope, 16-channel, 500 MSa/s, 14 Mpts
Near-Field Probe	SRF5030T		Three magnetic field near-field probes and one electric field near field probe; Frequency range: 30 MHz~3 GHz; resolution 25 mm; distinguished within 10 cm range of the magnetic field; for EMI radiation interference and the intensity detector
Deskew Fixture	DF2001A		Deskew fixture for voltage and current probes
Cable	N-BNC-2L		N-BNC cable, 2 GHz bandwidth
	N-N-6L		N-N cable, 6 GHz bandwidth
	N-SMA-6L		N-SMA cable, 6 GHz bandwidth
	N-N-18L		N(M)-N(M) cable, 18 GHz
	N-SMA-18L		N(M)-SMA(M) cable, 18 GHz
	SMA-SMA-18L		SMA(M)-SMA(M) cable, 18 GHz
	SMA-SMA-26L		SMA(M)-SMA(M) cable, 26 GHz
	SMAF-SMA-26L		SMA(F)-SMA(M) cable, 26 GHz
	2.92F-2.92F-40A		2.92 mm Female - 2.92 mm Female adaptor, 40 GHz
	V26-N35MN35F-25IN		NMD 3.5 mm male - NMD 3.5 mm female; 26.5 GHz; length 25"/635 mm
	V26-N35FA35F-25IN		NMD 3.5 mm female - APC 3.5 mm female; 26.5 GHz; length 25"/635 mm

Type	Model	Picture	Specifications
GPIB	USB-GPIB		USB-GPIB Adapter, USB Device expanded into GPIB interface
Isolated Front End	ISFE		USB 5V power supply, plug and play, the maximum input voltage 600Vp-p, floating test. Work with oscilloscopes
STB Test board	STB-3		For experimental teaching and product demos
Test fixture	FX-USB2		USB 2.0 test fixture
	FX-ETH		100Base-TX & 1000Base-T compliance test fixture
	FX-AMETH		100Base-T1 & 1000Base-T1 compliance test fixture
Rack Mount	SDG-2-RMK		Rackmount kit for two instruments ,SDG800, SDG1000X, SDG2000X, SDG5000,SDG6000X series generators and SDM digital multimeters; Height 3U
	SDS1X-E-RMK		Rackmount kit , compatible with the SDS800X HD, SDS1000X-E, SDS1000X-U, SDS2000X-E model; Height 4U
	SDG-RMK		Rackmount kit, compatible with SDG800, SDG1000X, SDG2000X, SDG5000, SDG6000X series generators and SDM digital multimeters, SDL1000X load; Height 3U
	SSA-RMK		Rackmount kit , compatible with the SSA3000X, SSA3000X Plus, SVA1000X, SSA3000X-R model; Height 6U
	SSG-RMK		Rack Mount kit; SSG3000X, SSG5000X, SSG5000A, SDG7000A; Height 3U
	SDS2000 HD-RMK		Rack Mount kit for SDS1000X HD, SDS2000X HD, SDS3000X HD; Height 6U(exactly 260 mm)

Type	Model	Picture	Specifications
Rack Mount	SPD3000-RMK		Rackmount kit , compatible with the SPD3000X/X-E/D/S/C models, Height 4U
	SPS5000X-RMK		SPS5000X EIA Standard rack, Height 3U
	SDS2000-RMK		Rackmount kit is designed for use with only one instrument, is compatible with the SDS2000, SDS2000X, SDS2000X Plus series Oscilloscope; Height 6U
	SDS5000X-RMK		Rack Mount kit for SDS5000X; Height 6U
	SDS6000-RMK		Rack Mount kit for SDS6000A, SNA5000A, SSA5000A; Height 7U
	SSG6000A-RMK		Rack Mount kit; SSG6000A; Height 2U
VNA Calibration Kit	F503ME		Mechanical Calibration Kit: Open (M), Short (M), Match (M,50), Through (F-F), 4.5 GHz
	F503FE		Mechanical Calibration Kit: OSLT, DC - 4.5 GHz, N-Female connector
	F504MS		Mechanical Calibration Kit: OSLT, DC - 9 GHz, N-Male connector
	F504FS		Mechanical Calibration Kit: OSLT, DC - 9 GHz, N-Female connector
	F504TS		Mechanical Calibration Kit: OSLT, DC - 9 GHz, N-Male and Female connector
	F505TS		Mechanical Calibration Kit: OSLT, DC - 18 GHz, N-Male and Female connector
	F603ME		Mechanical Calibration Kit: OSLT, DC - 4.5 GHz, 3.5 mm SMA-Male connector
	F603FE		Mechanical Calibration Kit: Open (M), Short (M), Match (M,50), Through (F-F), 4.5 GHz, SMA-type
	F604MS		Mechanical Calibration Kit: OSLT, DC - 9 GHz, 3.5 mm SMA-Male connector
	F604FS		Mechanical Calibration Kit: OSLT, DC - 9 GHz, 3.5 mm SMA-Female connector
	F604TS		Mechanical Calibration Kit: OSLT, DC - 9 GHz, 3.5 mm-Male and Female connector
	F604TY		Mechanical Calibration Kit: OSLT, DC - 27 GHz, 3.5 mm-Male and Female connector

Type	Model	Picture	Specifications
VNA Calibration Kit	Y504MS		Integrated Mechanical Calibration Kit: OSLT, DC - 9 GHz, N-Male
	Y504FS		Integrated Mechanical Calibration Kit: OSLT, DC - 9 GHz, N-Female
Amplifier	SPA1010		<p>Increase the voltage and current output capabilities to generators like the SIGLENT SDG family.</p> <p>Typical Input Impedance: 15 kΩ</p> <p>Input:</p> <p>+/- 6.5 V Vpp (Gain: X1)</p> <p>+/- 1.3 V (Gain: X10)</p> <p>Gain: Switched 10 V/1 V and 10 V/10 V</p> <p>Output Voltage: 25.4 Vpp</p> <p>Output Current: 1.12 A</p> <p>Slew Rate: ≥ 90 V/μs</p> <p>Overshoot: $\leq 4\%$</p> <p>Compatible with all SIGLENT SDG series generators</p>
Synchronous Module	SYN64		64 synchronous module
Antenna	ANT-GPS1		GPS antenna, SMA(M), 100 cm
	ANT-DA1		Directional Antenna Suit, N type, ANT-DA11 antenna (10 MHz~200 MHz), ANT-DA12 antenna (200 MHz~500 MHz), ANT-DA13 antenna (500 MHz~8 GHz), Amplifier handle 12dB@1GHz(typ.)
	ANT-DA11		Contains amplifier handle and 10 MHz ~ 200 MHz antenna. Antenna gain 10 dB (typical value); SWR <1:1.9 (typical value); 50 Ω /N type, female; polarization direction horizontal and vertical
	ANT-DA12		Contains amplifier handle and 200 MHz ~ 500 MHz antenna. Antenna gain 10 dB (typical value); SWR <1:1.9 (typical value); 50 Ω /N type, female; polarization direction horizontal and vertical
	ANT-DA13		Contains amplifier handle and 500 MHz ~ 8 GHz antenna. Antenna gain 10 dB (typical value); SWR <1:1.9 (typical value); 50 Ω /N type, female; polarization direction horizontal and vertical
RF Test board	SNA-TB01		Board integrated with RF components like amplifier, mixer, filter for vector network analyzer demonstration

Type	Model	Picture	Specifications
TDR Probe	ADP-18		Adjustable differential TDR probe DC~18 GHz
	ADP-26		Adjustable differential TDR probe DC~26.5 GHz
	ASP-18		Adjustable single-end TDR probe DC~18 GHz
	ASP-26		Adjustable single-end TDR probe DC~26.5 GHz
Switch Matrix	SSM5122A		2 input ports, 12 output ports, 3.5 mm female, 9 kHz~9 GHz
	SSM5124A		2 input ports, 24 output ports, 3.5 mm female, 9 kHz~9 GHz
	SSM5142A		4 input ports, 12 output ports, 3.5 mm female, 9 kHz~9 GHz
	SSM5144A		4 input ports, 24 output ports, 3.5 mm female, 9 kHz~9 GHz
	SSM5321A		2 input ports, 6 output ports, 3.5 mm female, 100 kHz~26.5 GHz
	SSM5342A		4 input ports, 12 output ports, 3.5 mm female, 100 kHz~26.5 GHz
SSA3000X Utility Kit	UKitSSA3X		Utility Kit for SSA3000X Series: N (M) -SMA (M) cable, N (M) -N (M) cable, N (M) -BNC (F) adaptor (2 pcs), N (M) -SMA (F) adaptor (2 pcs), 10 dB attenuator;
Rechargeable lithium battery	SHA800-BAT		10.8V, 74 Wh
AC-DC adapter	SHA800-AP		12V, 4A
Reflection Bridge	RB3X25		RB (1 MHz~2.5 GHz), N (M) -N (M) adaptor (2 pcs), for SSA3000X, SSA3000X Plus series
PC Software	SigIQPro		A comprehensive PC-based software for general and standards-based signals creation, supporting Bluetooth, IoT, Custom OFDM, etc.
Noise Source Driver	NSD28		Noise source driver, connect spectrum analyzer to noise source

Type	Model	Picture	Specifications
VNA Calibration Kit	SEM5002A		2 ports, 9 kHz~4.5 GHz, SMA female
	SEM5012A		2 ports, 9 kHz~9 GHz, SMA female
	SEM5022A		2 ports, 100 kHz~13.5 GHz, 3.5 mm female
	SEM5032A		2 ports, 100 kHz~26.5 GHz, 3.5 mm female
	SEM5004A		4 ports, 9 kHz~4.5 GHz, SMA female
	SEM5014A		4 ports, 9 kHz~9 GHz, SMA female
	SEM5024A		4 ports, 100 kHz~13.5 GHz, 3.5 mm female
	SEM5034A		4 ports, 100 kHz~26.5 GHz, 3.5 mm female
Mechanical Switch	SSU5181A		DC~18 GHz, including one SPDT mechanical switch, SMA female
	SSU5182A		DC~18 GHz, including two SPDT mechanical switches, SMA female
	SSU5183A		DC~18 GHz, including three SPDT mechanical switches, SMA female
	SSU5184A		DC~18 GHz, including four SPDT mechanical switches, SMA female
	SSU5261A		DC~26.5 GHz, including one SPDT mechanical switch, SMA female
	SSU5262A		DC~26.5 GHz, including two SPDT mechanical switches, SMA female
	SSU5263A		DC~26.5 GHz, including three SPDT mechanical switches, SMA female
	SSU5264A		DC~26.5 GHz, including four SPDT mechanical switches, SMA female
	SSU5265A		DC~26.5 GHz, including one SP6T mechanical switch, SMA female
	SSU5266A		DC~26.5 GHz, including two SP6T mechanical switches, SMA female
	SSU5501A		DC~50 GHz, including one SPDT mechanical switch, 2.4 mm female
	SSU5502A		DC~50 GHz, including two SPDT mechanical switches, 2.4 mm female
	SSU5503A		DC~50 GHz, including three SPDT mechanical switches, 2.4 mm female
	SSU5504A		DC~50 GHz, including four SPDT mechanical switches, 2.4 mm female

About SIGLENT

SIGLENT is an international high-tech company, concentrating on R&D, sales, production and services of electronic test & measurement instruments.

SIGLENT first began developing digital oscilloscopes independently in 2002. After more than a decade of continuous development, SIGLENT has extended its product line to include digital oscilloscopes, isolated handheld oscilloscopes, function/arbitrary waveform generators, RF/MW signal generators, spectrum analyzers, vector network analyzers, digital multimeters, DC power supplies, electronic loads and other general purpose test instrumentation. Since its first oscilloscope was launched in 2005, SIGLENT has become the fastest growing manufacturer of digital oscilloscopes. We firmly believe that today SIGLENT is the best value in electronic test & measurement.

Headquarters:

SIGLENT Technologies Co., Ltd
Add: Bldg No.4 & No.5, Antongda Industrial
Zone, 3rd Liuxian Road, Bao'an District,
Shenzhen, 518101, China
Tel: + 86 755 3688 7876
Fax: + 86 755 3359 1582
Email: sales@siglent.com
Website: int.siglent.com

USA:

SIGLENT Technologies America, Inc
6557 Cochran Rd Solon, Ohio 44139
Tel: 440-398-5800
Toll Free: 877-515-5551
Fax: 440-399-1211
Email: info@siglent.com
Website: www.siglentna.com

Europe:

SIGLENT Technologies Germany GmbH
Add: Staetzlinger Str. 70
86165 Augsburg, Germany
Tel: +49(0)-821-666 0 111 0
Fax: +49(0)-821-666 0 111 22
Email: info-eu@siglent.com
Website: www.siglenteu.com

Follow us on
Facebook: **SiglentTech**



modification date:2024-03